



**GRAFITYP**  
selfadhesive products

**MANUAL 5**



Cleaning and maintenance of films

March 2013

## 5. Cleaning matt and structured films Grafityp Automotive & Deco films

### INTRODUCTION

Cleaning matt and structured surfaces often leads to a lot of difficulties.

The fact that stubborn dirt can penetrate into the pores of the films, also makes it difficult to remove. After in-depth research with dozens of cleaning- and waxing agents, Grafityp are advising the following method to keep the GrafiWrap Automotive & Deco films in perfect shape :

1. Wrapping the vehicle or any other object.
2. Waxing the vinyl immediately after it has been wrapped.
3. Weekly maintenance with a good car shampoo, which holds a feeding wax.
4. If dirt becomes too stubborn after a certain period of time, use a melamine sponge to remove the dirt.
5. After using the melamine sponge, wax the vinyl again.

### WAXING

Grafityp have been searching for products that do not or hardly influence the degree of gloss of the matt vinyls, and at the same time make sure that dirt can no longer penetrate into the film. Eventually it turned out that a liquid polymeric wax (like e.g. Meguiar's Quik Wax) can be applied with extreme ease ( $\pm$  10 minutes for a complete car) and at the same time offers very good protection to the vinyl.

The cleaning results on vinyls that have been waxed and untreated vinyls are completely different. Waxed vinyls are much more repellent and at the same time give a more lively and intense colour to the vinyl.

For white carbon films we advise you to treat the films with a silicone wax of a well-known brand, such as Sonax or Turtle. This type of wax is a bit thicker than the liquid polymeric wax and will offer protection for a longer period of time. This white silicone wax is not to be advised for matt coloured vinyls, because of the white sediment on the vinyl and on the car's rubber sealings.

### CLEANING

The wrapped vehicle needs to be cleaned on a regular basis (at least once a week) to avoid dirt from penetrating deep into the pores of the vinyl. A good car shampoo with feeding wax will do just fine.


If the film does look dirty after a certain period of time, you can still clean it thoroughly by means of a melamine sponge. Our tests have shown that the cleaning products used are not that important, but rather the sponge that is used for cleaning the vinyl. A standard sponge may be practical for soaping the surface, but eventually a small melamine sponge turns out to be the absolute winner ("magic" sponge, "wonder" sponge, ...). Thanks to its specific structure, this sponge, which can be found in any supermarket, manages to remove the dirt from the pores of the vinyl with ease. As you can see on the pictures, the results with this sponge are more than satisfactory.

Especially the white carbon films are very sensitive to dirt. This is not only because they are white, but also because of their structure. On the picture you can see a bumper, wrapped with a white carbon film about 15 months ago, which has regularly gone through a car wash. Even though the vinyl has been cleaned regularly with a standard car shampoo, the dirt has penetrated deep into the microscopic pores of the vinyl. Normal surface tension reducing shampoo is not sufficient to soak the dirt out of these pores.



Left, result after cleaning – Right, situation before cleaning

Stove window cleaner also looks like a good product for cleaning the white carbon film.



Left, result after cleaning – Right, situation before cleaning

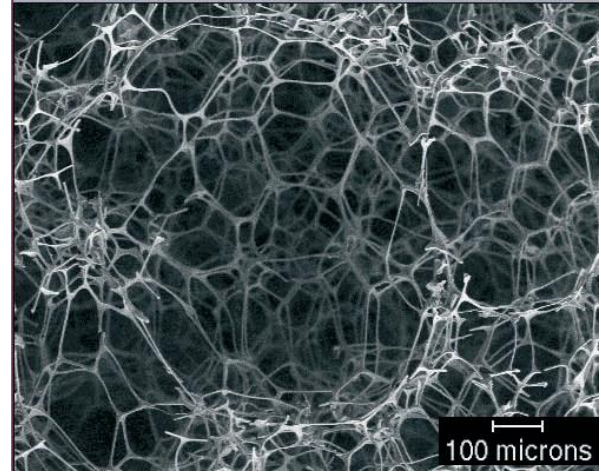

Furthermore we have done some testing on a laptop. After having used the wrapped laptop for more than 1 year, we tried to clean the white carbon film. Only a few cleaning products showed any result at all, none of them proved to be satisfactory. After using a melamine sponge, the result was magnificent.

Matt films are also sensitive to dirt, but it is much easier to clean them than the carbon films. For these films as well, the melamine sponge works extremely well, and the sticky dirt can be removed with ease.

## CONCLUSION

The structured and matt GrafiWrap Automotive & Deco films seem to get dirtier than smooth, even films, and it is much harder to remove the dirt from them. Providing that the film gets a good wax-pretreatment, a regular cleaning with a good car shampoo and a periodical cleaning with a melamine sponge, after which the wax treatment is repeated, your GrafiWrap Automotive & Deco film will stay in top condition for years.





**Product description:**

Thanks to its special physical characteristics the high quality melamine sponge easily removes stubborn dirt with water. Cost-saving and eco-friendly ! Gently rub on the surface for dirt removal. Easy and convenient ! This is a multi-functional cleaner that meets varied needs such as cleaning cars, which are wrapped with matt and structured films. Made of eco materials comprised of ultrafine fibers and particles, the content of this cutting-edge product is as fine as 1/10,000 of a hair.

**Strongly antiseptic :**

No combination with other cleaning products is needed, protecting users from prurigo.



Clean the car with a good car shampoo and rinse it with water

**How to use the sponge :**

Take a bucket with clean water and a melamine sponge. Soak the sponge in the water. Squeeze the excess of water out of the sponge. Don't wring it out.





Clean the vinyl by rubbing over it with soft rotating movements. All dirt that is hard to remove will disappear immediately. Then rinse the soaked off and wet dirt from the vinyl. Rinse the dirty sponge regularly. Don't wring it out – just rinse it and squeeze the excess of water out of it again. After having used the sponge, leave it to dry and store it at a dry location, so you can re-use it for a next cleaning.

Attention : these sponges can cause irritation of the skin when they are rubbed over the skin.



In order to protect the vinyl against dirt for a longer period of time, we advise you to treat it with wax immediately after it has been cleaned. The pores will then be filled "invisibly", while the matt effect is maintained. Liquid polymeric wax can be used with ease.

Attention :

This product is expendable. It may be diminished or cracked if pressurized. Not suitable for heavy greasiness and corroded and oxidized surfaces. Before rubbing on leather and valuable objects, try on a covered area to make sure the product causes no harm to the surface.

Please always follow the instructions given for the melamine sponge you bought.